

# MARC JACOBS BEAUTY

## SCULPTING GLOW

- SWEEP THROUGH THE DEEPER SHADE AND DRAPE TO COLOR CONTOUR THE FACE



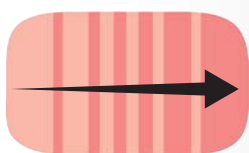
- ADD A SOFT RADIANT GLOW - SWEEP AND DRAPE WITH THE LIGHTER SHADE TO BLEND THE CONTOUR AND HIGHLIGHT THE FACE



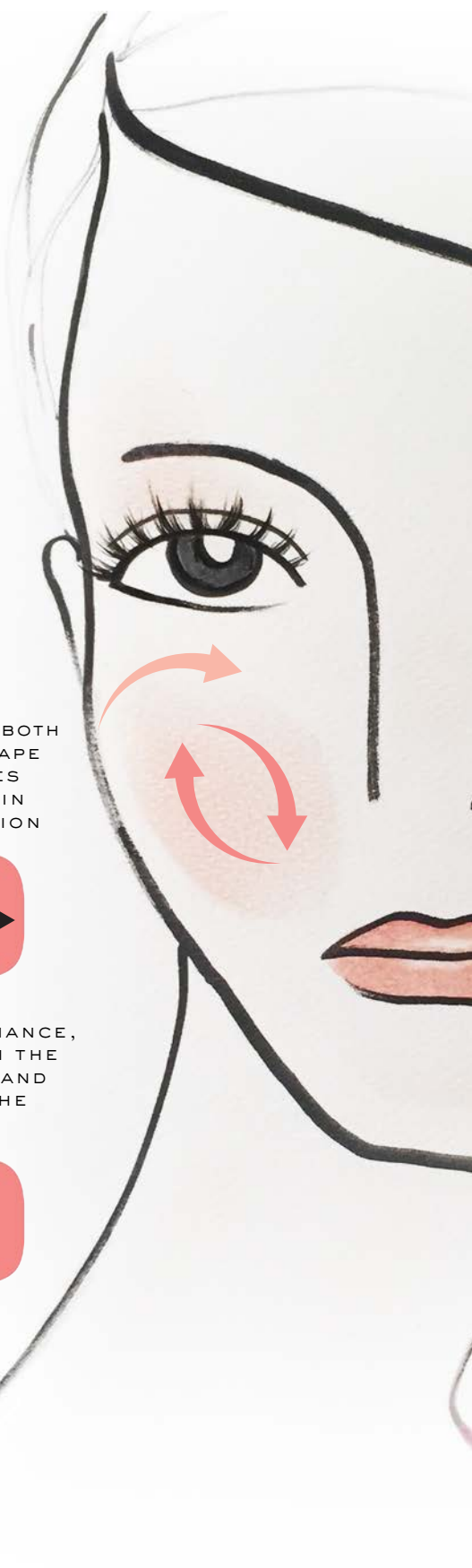
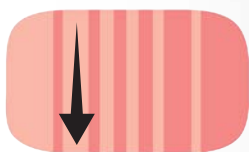
# MARC JACOBS BEAUTY

## VOLUMIZING GLOW

- SWEEP THROUGH BOTH SHADES AND DRAPE ONTO THE APPLES OF THE CHEEKS IN A SWIRLING MOTION

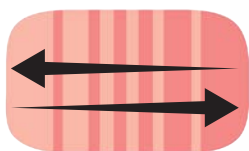


- FOR ADDED RADIANCE, SWEEP THROUGH THE LIGHTER SHADE AND HALO AROUND THE DEEPER SHADE

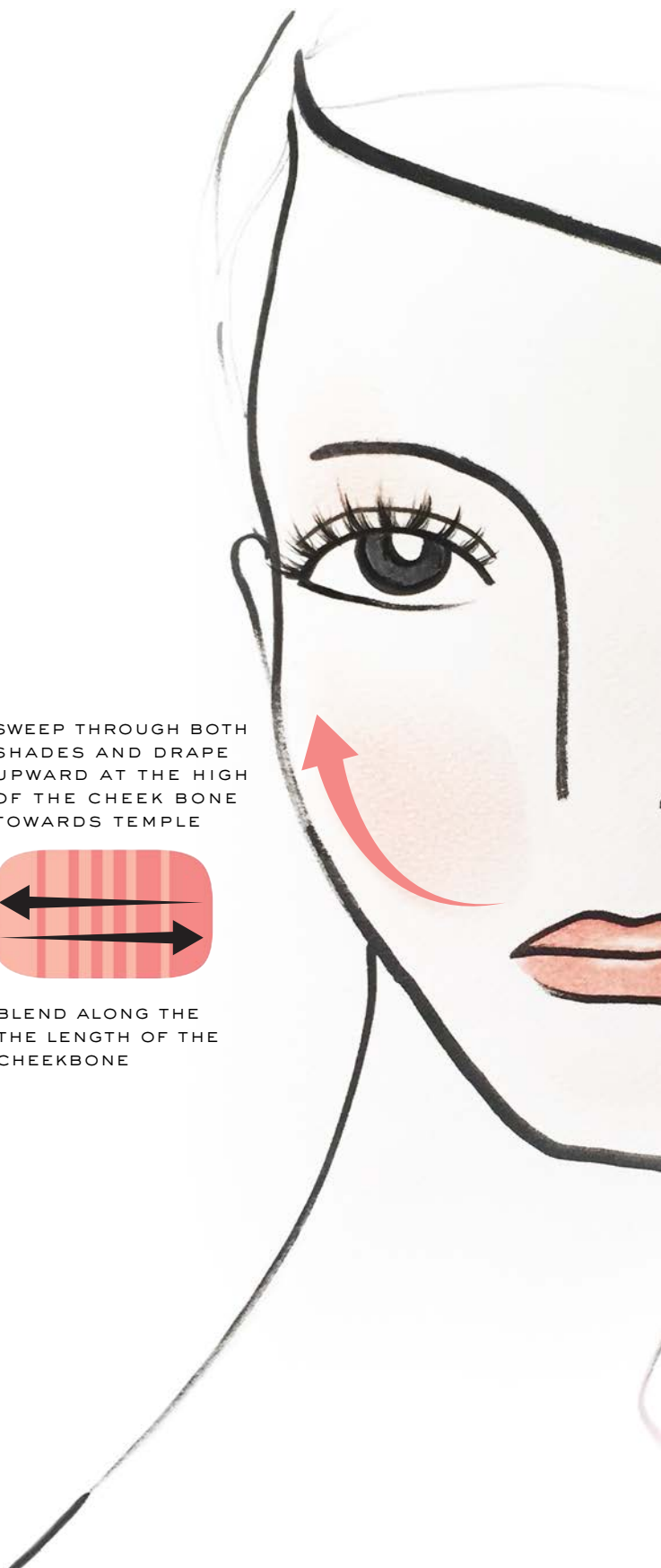


MARC JACOBS  
BEAUTY  
LIFTING GLOW

- SWEEP THROUGH BOTH SHADES AND DRAPE UPWARD AT THE HIGH OF THE CHEEK BONE TOWARDS TEMPLE



- BLEND ALONG THE LENGTH OF THE CHEEKBONE



# MARC JACOBS BEAUTY

## BALANCING GLOW

- SWEEP THROUGH THE DEEP SHADE AND DRAPE OVER THE PEAK OF THE BROW AT THE TEMPLES, BRIDGE OF THE NOSE AND THE TIP OF THE CHIN



- SWEEP THROUGH THE LIGHT SHADE, AND DRAPE THROUGH THE TEMPLE TO BLEND



- TO COMPLETELY BALANCE, DRAPE ALONG THE SIDES OF THE NECK NEAR THE EAR LOBE

