






GIORGIO ARMANI

FIND YOUR PERFECT MATCH ACROSS ALL ARMANI FOUNDATIONS

		FAIR			LIGHT			MEDIUM			TAN			DEEP		
		COOL	NEUTRAL	WARM	COOL	NEUTRAL	WARM	COOL	NEUTRAL	WARM	COOL	NEUTRAL	WARM	COOL	NEUTRAL	WARM
Maestro Fusion		3	2	2	5	4	4.5	5.5	5.5 6.5	5.25 6	7	7.5	7.5 8			
Face Fabric		0	0 0.5	1	0.5	2	3.5	5.5	5.75	4	7	8	4	9 11.5		
Luminous Silk		3.75	3	2	4.75	4.25 4.5	3.5 4	5.5	5 5.25	5.75 6.25 6.5	7 10	7.5 7.75 8 9	7.5 8.5 8.75 11	11.5 13.5	13 14	15
Designer Lift		2	2	3			4		5.5	5.5	7		6.5			
Power Fabric		1	2	3	3.5 4	5	4.5	5.5	6.5	6	7 9	7.5 8	12	10 14 14.5	11 14 14.5	12 13